



GOLF CLUB THEFT PREVENTION SYSTEM

**CLUB-LOK™**

Manufactured by Burton Golf, Inc.

As Seen On TV



**Are your valuable clubs safe from theft?**

Over \$120MM in golf equipment is stolen annually. Surveys report 7 out of every 10 golfers have either had their clubs stolen or know of someone who has experienced club theft. With the average golf bag containing up to \$3,000 in equipment, golf club theft has become big business for thieves and resellers.

**Where are clubs stolen?**

Many clubs and bags are stolen at golf courses. However, club and bag theft frequently occurs at home in open garages, in cars, and in airports as checked baggage. Club theft is real and it's everywhere.

# SECURE YOUR GAME

WITH CLUB-LOK™

- **Total Security:** Club-Lok™ protects both your clubs and golf bag from theft.
- **Convenience:** Club-Lok™ is simple and takes only seconds to lock.
- **Styling:** Club-Lok™ combines state-of-the-art security with sleek functional design.
- **Affordable:** Club-Lok™ provides peace of mind for little more than the cost of the average golf bag.
- **Multi-Functional:** Club-Lok™ functions both as a club organizer in addition to a theft deterrent.
- **Club Safe:** Club-Lok™ guards against scratches or damage to clubs.



Club-Lok™ is manufactured by Burton Golf, the leader in golf bags since 1907.



1.

2.

**How Club-Lok™ works**

**Lock clubs:** Push both locking levers (simultaneously) from the unlocked position  down and away from you to the locked position.  Clubs are now locked in place.

**Secure bag:** Pull the retractable cable (located just behind left locking lever) up, wrap around a fixed object and place the cable end into the hole in the combination lock in the front of the bag.




3.

4.

5.

**Engage the lock:** With lock number dials turned to the unlocked combination sequence (factory setting is 000), push the lock button (left of number dials) in completely **and hold** while turning the number dials to random numbers. Release lock button and your bag and clubs are now secure.

**To unlock:** Turn lock number dials to unlocked combination sequence. Lock button will pop out and cable can be retracted. Pull the locking levers toward you to the unlocked position  until you feel a slight snap in place. The Club-Lok system is now unlocked.

**To set your personal combination:** Turn number dials to the unlocked combination sequence. Depress **and hold** reset button on right edge of lock. Turn dials to desired personal combination. Release reset button and your new combination sequence is stored.

Your Combination \_ \_ \_

**Club-Lok™ WARRANTY**

This golf bag is warranted to the original owner against defects in material and workmanship for one year from the date of original purchase. If this bag fails due to a manufacturing defect during the specified warranty period, we will repair the bag at no charge, or replace it at our option. For damage by accident or improper care – when we are not at fault – we will repair the bag for a reasonable charge. Burton is not responsible for damage caused by mishandling and abuse when traveling. In such cases, you should file a claim with travel carrier.

RETAIN THIS PORTION

This is your warranty. Please keep this portion in case your golf bag ever needs warranty service. To use Club-Lok™ Warranty, call our Customer Service Department at 800.633.4630 for return authorization.

**CLUB-LOK™**

Patent - Pending



Burton Golf, Inc.  
654 Anchors Street  
Fort Walton Beach, FL USA  
1.800.633.4630